

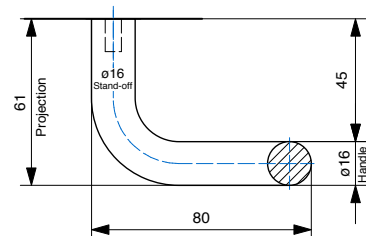



DDA Compliant - 316 Marine Grade Stainless Steel

CODE	SECTION	PROJECTION	LENGTH	CTC
BAH-198/A	Dia 16 19	61 64	400	200
BAH-198/B	Dia 16 19	61 64	500	300
BAH-198/C	Dia 16 19	61 64	600	400
BAH-198/D	Dia 16 19	61 64	700	500
BAH-198/E	Dia 16 19	61 64	800	600
BAH-198/F	Dia 16 19	61 64	900	700
BAH-198/G	Dia 16 19	61 64	1000	800
BAH-198/H	Dia 16 19	61 64	1100	900
BAH-198/I	Dia 16 19	61 64	1200	1000
BAH-198/J	Dia 16 19	61 64	1300	1100
BAH-198/K	Dia 16 19	61 64	1400	1200
BAH-198/L	Dia 16 19	61 64	1500	1300

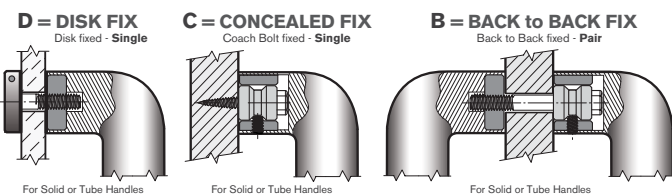
• Special sizes available upon request

FINISHES	
Standard:	SSS/PSS
Options:	Powdercoat Dulux
Electroplate:	SBN ORB BN CO



How to specify

	PRODUCT CODE	LENGTH	FINISH	FIXING	DOOR TYPE
Example:	BAH-198/A	400mm	SSS	B	GD



PLEASE SPECIFY THE DOOR TYPE
GD: Glass
TM: Timber
AL: Aluminium